



Ultra Quiet Sound Attenuated Diesel

Generators


shindaiwa[®]

Quality, Reliability, Performance



events

On-site power keeps the lights blazing, the music coming, the food hot, the champagne cold, and attendees cool at events across the country. From city parks to country race tracks and concerts in the middle of the bush, Shindaiwa's Ultra Quiet generators keep the party going, all day long, and all through the night, without disturbing a soul.



Shindaiwa generators play an important role in the mining industry, powering dewatering pumps, conveyors, air quality monitoring equipment, lighting, mining camps and essential services in mine sites all over the world. Shindaiwa's rugged, compact, sound-attenuated generators provide reliable power to ensure the health and safety of the people and assets involved in these projects.

mining

RED SERIES



Electrical Data		DGA12D	DGA20E	DGA37C	DGA50C	DG1000MI	DGK150D
Rated frequency	Hz	50					
Rated voltage	V	415/240					
Rated output	kVA/kW	12/9.6	20/16	37/29.6	50/40	80/72	120/96
Rated current	A	16.7	28	51	69	116	167
Rated power factor		0.8 (Lagging)					
Outlets ^a (1 phase)		3 x 15A	3 x 15A	3 x 15A	3 x 15A	Bus Bar only	Bus Bar only
(3 phase)		1 x 20A	1 x 20A	1 x 20A / 2 x 32A	1 x 50A / 2 x 32A	Bus Bar only	Bus Bar only
Number of poles		4					

Engine							
Model		Kubota D1703	Isuzu 4LE1	Isuzu 4JG1T	Isuzu 4BG1T	Isuzu 6BG1T	Isuzu 6HK1TC
Emissions rating		Tier 3 ¹	Interim Tier 4 ²	Tier 2 ¹	Tier 2 ³	Tier 2 ⁴	Tier 3 ⁵
Air induction system		N/A	N/A	Turbocharged	Turbocharged	Turbocharged	Turbocharged
Number of cylinders		4	4	4	4	6	6
Bore and stroke	mm	87 x 92.4	85 x 96	95.4 x 107	105 x 125	105 x 125	115 x 125
Displacement	L	1.647	2.179	3.059	4.329	6.494	7.79
Rated output	kW	12.4	19.1	35.4	48.5	73.1	119
Rated speed	RPM	1500					
Fuel		Diesel					
Fuel consumption ^b	L/Hr	2.6	3.9	7.8	8.3	18.2	25
Fuel capacity (Std.)	L	60	78	124	160	219	280
Fuel capacity (LRB) ^c	L	140	140	210	398	647	-
Lubrication volume	L	8.2	8.5	10	10	22	38

Sound level							
Sound level @ 7 mtr	dB(A)	51	51	53	56	56	59

Dimensions and weight ^d							
Dimensions (LxWxH)	mm	1350x780x1140	1750x650x915	1770x920x1350	2000x950x1430	2750x1000x1400	3450x1240x1850
Dry weight	kg	680	617	1140	1420	1850	2950

Physical characteristics	
Shutdowns	Oil pressure and water temperature lamp indication with shutdown
Warnings	Battery charge with lamp indication
Bunding ^c	Fully banded to 130% of total fluids in machine
Protection	Battery isolator and Emergency Stop

a. Outlet configurations shown here are standard. Outlet configurations are fully customisable to customer requirements.

b. Fuel consumption figures are based on 75% load, as per industry standard specifications.

c. When an optional long range banded (LRB) fuel tank is fitted.

d. Standard dimensions and weights. For LRB configurations, contact Shindaiwa.

1. Japanese emissions standards

2. EPA (USA)

3. Voluntary Emission regulations for non-road engines in Japan by LEMA

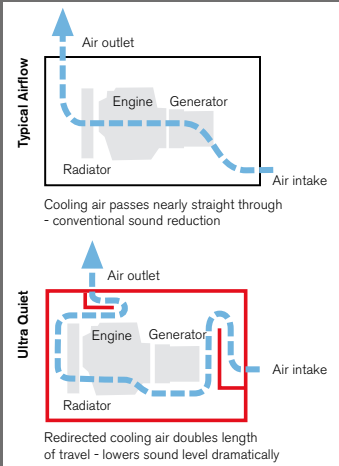
4. Voluntary Emission regulations for non-road engines in Japan by MLIT


5. Voluntary Emission regulations for non-road engines in Japan by MLIT; EPA Tier 3 (USA)



Ultra-Quiet is a unique technology that minimises generator sound levels. An engineered enclosure, coupled with the use of specifically designed air dams and noise absorbent insulated panels, redirects the cooling air. This doubles the distance air must travel through the enclosure, significantly reducing engine noise.

All Shindaiwa generator enclosures feature thicker panels – with special attention to the door panels, engineered sound absorbing foam and hardware. The result is lower sound levels as well as increased unit rigidity. A specially tuned muffler, plus the longer internal exhaust pipe achieve an improved balance of high and low noise frequencies.





Shindaiwa's DGA Series (Red Top Series) sound-attenuated mobile generators are the quietest mobile generators on the market, thanks to an uncompromising commitment to sound suppression.


FEATURES

- All Red Top generators exclusively use rugged, fuel-efficient Isuzu diesel engines.
- Ultra quiet thanks to advanced sound-absorbing technology (as little as 51dB(A) @ 7 metres).
- Red Top generators are an engineered, lightweight and compact designed to fit into tight spaces.
- All engines meet current emission standards.
- Provides both single and three-phase protected outputs.
- Low oil pressure and high coolant temperature automatic shut-downs.
- Thermal relay opens main circuit breaker to protect generator in case of overload.
- Durable all-weather outer enclosure with quality powder coated exterior and stainless steel fasteners throughout provide protection against corrosion.
- Two-way tank valve for easy connection with auxiliary tanks.
- Up to 53 hours with Long Range Bunded (LRB) heavy duty fuel tanks (dependant on model).



Optional ComAp or DeepSea intelligent digital controllers available for mains backup auto transfer, remote start/stop and remote communications with capacity for load sharing and synchronization of multiple sets. Comprehensive visualisation of all machine functions and operational parameters via panel or Mobile App (if 3G or WiFi enabled - conditions apply.)

Recessed three phase 415V and single phase 240V / 50 hertz, IP66 dust- and waterproof enclosed electrical outlets, individually breakered and RCD protected.



Market respected Kubota high efficiency direct injection diesel engines with Oil/Water over temperature shutdown, heavy duty alternator and battery. Easy maintenance access with fully sealed lockable panel doors and battery lockout. All serviceable items accessible on one side.



Conveniently located external drainage points for fuel and spill containment.



Recessed lockable fuel filler port.



The DGMK Series (White Series) sound-attenuated mobile generators combine design simplicity with uncompromising standards of engineering and manufacturing excellence.

FEATURES

- Rugged, Kubota diesel engines for exceptional fuel economy.
- Quiet operation thanks to advanced sound-absorbing technology (as little as 58dB(A) @ 7 metres).
- Lightweight and compact to fit into tight spaces.
- All engines meet current emission standards.
- Provides both multiple single and three-phase outlets see specification.
- Individually RCD protected outlets.
- Low oil pressure, high coolant temperature and charge automatic shut-downs.
- Durable all-weather enclosure with powder coated exterior and stainless steel fasteners throughout provide protection against corrosion.
- Two-way tank valve for easy connection to auxiliary tanks.
- Long Range Bunded fuel tank standard with up to 52 hours of operation (dependant on model).



WHITE SERIES



Electrical Data		DG20MK-P/ANZ	DG37MK-P/ANZ	DG50MK-P/ANZ
Rated frequency	Hz	50		
Rated voltage	V	415/240		
Rated output	kVA/kW	20/16	37/29.6	50/40
Rated current	A	27.8	51.5	69.6
Rated power factor		0.8 (Lagging)		
Outlets ^a (1 phase)		3 x 15A	3 x 15A	3 x 15A
(3 phase)		1 x 20A	2 x 32A / 1 x 20A	1 x 20A / 1 x 32A / 1 x 50A
Number of poles		4		

Engine				
Model		Kubota V2403-K3A	Kubota V3800D-T	Kubota V3800DI-T (intercooled)
Emission rating	Tier	3 ¹	3 ²	3 ²
Air induction system		Direct injection	Direct injection	Direct injection
Number of cylinders		4	4	4
Bore and stroke	mm	87 x 102.4	100 x 120	100 x 120
Displacement	L	2.434	3.769	3.769
Rated output	kW	19.1	33.1	49.2
Rated speed	RPM	1500		
Fuel		Diesel		
Fuel consumption ^b	L/Hr	4.0	6.7	8.8
Fuel tank capacity	L	198	360	420
Lubrication volume	L	9.7	13.2	12.5

Sound level				
Sound level @ 7 mtr	dB(A)	62	58	57

Dimensions and weight				
Dimensions (LxWxH)	mm	150x70x131	175x88x179	
Dry weight	kg	908	1191	

Physical characteristics	
Shutdowns	Oil pressure and water temperature lamp indication with shutdown
Warnings	Battery charge with lamp indication
Bundling	Fully bundled to 110% of total fluids in machine
Protection	Battery isolator and Emergency Stop
Auto start module	Direct Wire terminal block

a. Outlet configurations shown here are standard. Outlet configurations are fully customisable to customer requirements.

b. Fuel consumption figures are based on 75% load, as per industry standard specifications.

1. Voluntary Emission regulations for non-road engines in Japan by MLIT; Stage 3A (EU)

2. Voluntary Emission regulations for non-road engines in Japan by MLIT

Accessories and optional fit ups

Shindaiwa offers site or rental specific optional features tailored to your environment.

- Safety roll frame for easy on-site movement and added machine protection
- Bunded bases with fork pockets for easy site movement and containment of spillage
- Exhaust spark arrestor to limit the possibility of site ignition
- Waterproof document holder to protect your operators and service records
- Battery trickle feeder to maintain battery health
- Fire extinguisher


Simply specify what you need and we will deliver a site-ready unit ready to perform to your requirements.





construction

On site, if the power stops, everything stops and costs start mounting up. Shindaiwa's rugged site-ready, compact, sound-attenuated generators provide reliable power for all kinds of construction applications, to keep equipment operational, the lights on, and your crews working, no matter what the conditions.



A brief power outage can be costly and affect lives, which is why a telecommunications backup generator is important for maintaining constant, reliable operations. Whether it's for voice, data, or cloud services, Shindaiwa power generators fill a key role for emergency services power, and are a cost-effective solution to meet permanent and portable trailer mounted power supply needs.

telecomms

About Shindaiwa

Since our beginning decades ago, we have focused on designing and building the highest quality products for people who depend on us to make a living. To this day Shindaiwa power equipment has stayed true to that direction. The Shindaiwa brand is synonymous with leading edge Japanese design and engineering, high performance and durability around the world. This is proven time and again by testimonials from commercial customers who use our products under extremely harsh conditions. After years of reliable use, they come back for another Shindaiwa. Why? Because of the consistent quality and dependability they have come to expect.

Shindaiwa only builds equipment to one standard – professional. We manufacture products to suit the environment and the applications they will be used in. Each piece of equipment is as durable as we can make it. Our inhouse fabrication and special purpose powder coating facility ensures both enhanced aesthetics and great durability in the harsh Australian outdoors. We test our products in punishing conditions to ensure that they are capable of whatever you demand from them. So even if you don't use Shindaiwa equipment professionally, the products you buy are already being used by people who do.

The Shindaiwa logo features the brand name in a bold, black, sans-serif font. Two small red dots are positioned above the 'i' and 'a' in 'Shindaiwa'.

Shindaiwa Welders - the perfect partner for commercial and industrial applications

Shindaiwa's range of mobile diesel-driven heavy duty DGW Welders series are a proven choice for mining, construction, rail, pipeline and other onsite applications. They are the choice of rental fleet managers, major contractors and owners of capital equipment, and represents a quality long term investment. Japanese design, engineering and manufacture, coupled with technology such as ECO, factory fitted Voltage Reduction Devices (VRD), Real Dual operator modes and onboard auxiliary Earth Leakage Circuit Breaker (ELCB) protected 240 /415V outputs upto 18kVA*, have your site requirements covered. All models are equipped with a standard auxiliary power supply to run your tools or lights

The Shindaiwa logo features the brand name in a bold, black, sans-serif font. Two small red dots are positioned above the 'i' and 'a' in 'Shindaiwa'.

your silent partner in business

Offices in Perth and Melbourne

Phone: **1800 SHINDAIWA** (1800 744 632); Email: sales@shindaiwa.com.au

www.shindaiwa.com.au



***Please note:** Details, including technical specifications are correct at the time of printing, subject to change without notice. Every reasonable effort has been made to ensure the information in this brochure is accurate. Shindaiwa Welders and Generators or its Dealer accepts no liability or responsibility for any errors or omissions occurring in or from this brochure. Consult your local dealer for further information.