



Sound Proof Diesel Generator

# Welders

**shindaiwa**<sup>®</sup>


Quality, Reliability, Performance

# construction



On site, if the power stops, everything stops. And costs start mounting up. Shindaiwa's rugged, compact, sound-attenuated generator welders provide clean, reliable power for all kinds of welding applications. Precise control over current and voltage help guarantee precision welds every time, and earth leakage and VRD protection ensures safe operation in all conditions.

# mining



Welding in any mining application is a high-risk activity. Shindaiwa generator welders are specifically designed to provide maximum operational safety. Earth leakage and VRD protection, together with auto output reduction, keep operators safe, and production running at maximum capacity in the toughest conditions.

Railways move vast numbers of people, livestock, products, and immense quantities of raw materials every day. Damaged or worn rails brings all that to a stop. But, with a Shindaiwa silenced welder on the job, track maintenance or new installation work can be fast, efficient and quiet in sound-sensitive areas. Ensuring precise control over current/voltage delivers optimized puddle performance to the most demanding standards for all root, fill and cap passes.



# rail

Welding pipe can happen just about anywhere – in the middle of a city, in the middle of a desert, or at the bottom of an ocean. Of course, when big pipes are involved, you'll be ready for our Dual continuous control. It assists you to tune your arc for the pipe, pass, position, conditions and even inside the pipe itself. That's when a powerful, reliable dual operator multi-control Shindaiwa welder really makes sense.



# pipeline



Easy operator interface with 3 way switching in either Welding, Generating or simultaneous modes. Emergency stop and key lockable operation modes.




Preset Current and Voltage Control with easy to read digital output. 14-pin wire feeder, and 9-pin remote control connections.




A fully bunded mine-safe spill containment tank, along with easy access to the spill controls, keeps the worksite clean and safe. Standard on DGW420, and optional on other models.



Auxiliary IP66 rated 240V and 415V/50Hz power outlets with ELCB protection provide power for additional tools or site lighting, while protecting workers.



ECO offers flexibility, reduced noise, exhaust emissions and fuel reduction via its automatic idle control.



Lockable single-side service access with battery lockout. All components of the generator and diesel engine are readily accessible, and replacing filters and other consumables is simple. External drains are conveniently placed for easy access.

## Shindaiwa's DGW Series welders can get the job done.

The Japanese designed and built DGW series welder is the professional choice for mining, construction, rail, pipeline, automotive and a host of other welding applications. The DGW series is a proven, quality investment that's rapidly becoming the preferred option for rental fleets, major contractors, and owners of capital equipment.

Thanks to Shindaiwa's Ultra Quiet technology, the compact DGW series works silently in restricted spaces, or noise sensitive environments. The engineered, sound absorbing and weatherproof canopy reduces noise levels down to 57dB(A)\*, while still providing superior air flow and optimum engine cooling. A standard auxiliary power supply runs additional tools or lights. Factory fitted Voltage Reduction Devices (VRD), Real Dual operator modes and Earth Leakage Circuit Breaker (ELCB) protected 240/415V outputs up to 18kVA\* keep workers safe.

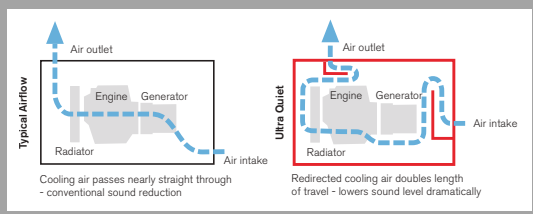
Shindaiwa's ECO efficiency technology further reduces noise, along with fuel consumption, through continuous measurement of the weld cycle and operator requirements. Simply put, ECO controls the engine speed based on the required current to minimize noise levels and overall fuel consumption.

When you demand a rugged, reliable machine that keeps performing day in and day out, the Shindaiwa DGW SERIES has you covered.



**Ultra-Quiet** is a unique technology that minimises generator sound levels. An engineered enclosure, coupled with the use of specifically designed air dams and noise absorbent insulated panels, redirects the cooling air. This doubles the distance air must travel through the enclosure, significantly reducing engine noise.

All Shindaiwa generator enclosures feature thicker panels – with special attention to the door panels, engineered sound absorbing foam and hardware. The result is lower sound levels as well as increased unit rigidity. A specially tuned muffler, plus the longer internal exhaust pipe achieve an improved balance of high and low noise frequencies.



# WELDERS



Welding Generator		DGW201DM/ANZ	DGW300MS/ANZ	DGW420DM/ANZ		DGW500DM/ANZ		
Operation				Single	Dual	Single	Dual	
CC Mode	Rated current	A	170 / 190	260	390	200	480	230
	Rated voltage	V	26.8 / 27.6	30.4	35.6	28.0	39.2	29.2
	Duty cycle	%	50	80	60	100	60	80
	Current adj. range	A	60-180 / 50-200	Eco 3 - 300 Auto/High 35 - 300	95 - 400	50 - 210	60 - 500	30 - 280
	Welding rod dia.	mm	2.0 - 4.0	2.0 - 6.0	2.6 - 8.0	2.0 - 4.0	2.6 - 8.0	2.0 - 6.0
	Gouging rod dia.	mm	-	3.2 - 6.0	3.2 - 8.0	3.2 - 5.0	3.2 - 9.5	3.2 - 5.0
CV Mode	Rated current	A	-	-	350	200	480	230
	Rated voltage	V	-	-	32.5	21.0	39.0	22.5
	Duty cycle	%	-	-	100	100	60	80
	Voltage adj. range	V	-	-	14 - 35	14 - 23.5	14 - 40	14 - 29
	Welding wire dia.	mm	-	-	0.6 - 2.0	0.6 - 1.6	0.6 - 2.4	0.6 - 2.0
Rated speed	min-1	3000 / 3600		3000				
No load voltage	V	Max 80		Max 85				

AC Generator							
Rated frequency	Hz	50 / 60		50			
Rated speed	min-1	3000 / 3600		3000			
Phase		1 Phase	1 Phase	1 Phase	3 Phase	1 Phase	3 Phase
Rated voltage	V	240	240	240	415	240	415
Power factor		1.0	1.0	1.0	0.8	1.0	0.8
Rated output	kVA	4.8	7.2	10.8	14.0	10.8	15
Outputs	A	1 x 20	2 x 15	3 x 15	1 x 20	3 x 15	1 x 20
Rating		Continuous					

Engine		Kubota Z482-B		Kubota D722		Kubota D1105		Kubota V1505	
Type		Diesel, direct injection, liquid cooled							
No. of cylinders		2		3		3		4	
Displacement	L	0.479		0.719		1.123		1.498	
Rated output	kW	7.8 / 9.2		11.7		18.5		24.5	
Rated speed	RPM	3000 / 3600				3000			
Emissions rating		Tier 3 <sup>1</sup>		Interim Tier 4 <sup>2</sup>		Interim Tier 4 <sup>2</sup>		Tier 3 <sup>3</sup>	
Lubricant capacity	L	2.05		3.0 (effective 1.4)		5.1		6.0	
Starting method		12V Electric start							
Battery		44B19L		46B24L		55B24L		75D31R	

Dimensions and weight									
Dimensions (L x W x H)	mm	998 x 603 x 773		1400 x 600 x 850		1435 x 700 x 848		1680 x 700 x 950	
Dry weight	kg	212		370		480		613	
Fuel tank capacity	L	15		38		43		63	
Coolant capacity	L	2.8		3.0 (inc. sub. tank)		4.3 (inc. sub. tank)		5.8 (inc. sub. tank)	
Noise level	dB(A)	58		57		58		57	

1. Construction Machinery Gas Emission Regulation Standard by Ministry of Construction (Japan)

2. Construction Machinery Gas Emission Regulation Standard by Ministry of Construction (Japan); EPA (USA)

3. Construction Machinery Gas Emission Regulation Standard by Ministry of Construction (Japan); Stage 3A (EU)

## Accessories and optional fit ups

Shindaiwa offers site or rental specific optional features tailored to your environment.

- Safety roll frames for easy site manoeuvrability and added machine protection;
- Bunded base to eliminate and contain spillage;
- Exhaust spark arrestor to limit the possibility of site ignition;
- Waterproof document holder to protect operator and service records;
- Battery trickle feeder to maintain the health of your battery;
- Fitment of an approved fire extinguisher for personal safety.

Simply specify what you need and we will deliver a site-ready unit ready to perform to your requirements.





Welding Generator		DGW600DM-AC/ANZ		
Operation			Single	Dual
CC Droop	Rated current	A	570	300
	Rated voltage	V	42.8	32.0
	Duty cycle	%	60	100
	Current adj. range	A	30 - 600	30 - 340
	Welding rod dia.	mm	2.0 - 8.0	2.0 - 6.0
	Gouging rod dia.	mm	3.2 - 11.0	3.2 - 8.0
CV	Rated current	A	520	300
	Rated voltage	V	40.8	28.0
	Duty cycle	%	100	100
	Current Adj. range	A	60 - 600	60 - 340
	Voltage adj. range	V	14 - 44	14 - 32
	Wire dia. MIG/MAG	mm	0.6 - 1.2	0.6 - 1.2
	Wire dia. Self-shield	mm	0.9 - 2.4	0.9 - 2.4
Rated speed	Min <sup>-1</sup>	1500		
No load voltage	V	MAX 85		

AC Generator			
Rated frequency	Hz	50	
Rated speed	Min <sup>-1</sup>	1500	
Phase		1 Phase	3 Phase
Rated voltage	V	240	415
Rated current	A	15Ax3	30Ax1
Rated output	kVA	10.8	21.5
Power factor		1.0	0.8
Rating		Continuous	

Engine			
Model		Kubota V3600-T	
Type		Vertical, water-cooled, 4-cycle diesel	
Displacement	L	3.620	
Rated output	kW/min <sup>-1</sup>	39.4 / 1500	
Fuel tank capacity	L	105	
Coolant capacity	L	6.0 (including 1.1 L sub-tank)	
Lubricant capacity	L	13.2	
Starting motor capacity	V - kW	12 - 3.0	
Charging alternator capacity	V - W	12 - 360	
Battery capacity	V - Ah	12 - 55 (80D26R)	

Compressor			
Rated output	kW	7.5	
Lubrication system		Oil-free	
Cooling system		Air-cooling	
Working pressure	PSI/MPa	116 / 0.8	
Free Air Delivery	CFM	30	

Dimensions and weight			
Dimensions (L x W x H)	mm	1900 x 950 x 1515	
Dry weight	kg	1300	
Net weight	kg	1422	


## Introducing the Shindaiwa DGW600DM-AC, the latest addition to the Shindaiwa product lineup.

This top-tier welding machine with air capabilities boasts unparalleled quality, power, air and welding versatility—all in one machine.


CV mode offers 520amps and CC mode offers 570 amps. In dual operator mode, the DGW600 delivers a dependable 300 amps at a 100% duty cycle.

What sets the DGW600DM-AC apart is its practical features. Equipped with 1 x 32-amp outlet and 3 x 15-amp outlets, all operating at 50Hz, this machine ensures versatility in power supply. Additionally, it comes with a 116 PSI oil-free scroll-type compressor for air-related tasks.

One notable advantage of Shindaiwa welder generators is their minimal operating noise, and the DGW600DM-AC is no different, with a leading-class noise level of just 63dB(a).



The built-in compressor allows gouging and air tool use without connecting an external compressor.



- 1. Maximum 570 Amp**  
For single welder operation
- 2. Maximum 300 Amp**  
Each for A and B side in dual welding mode
- 3. Maximum 570 Amp**  
For Gouging using built-in compressor, allowing a 9.5mm stick at duty cycle 60%

## About Shindaiwa

Since our beginning decades ago, we have focused on designing and building the highest quality products for people who depend on us to make a living. To this day Shindaiwa power equipment has stayed true to that direction. The Shindaiwa brand is synonymous with leading edge Japanese design and engineering, high performance and durability around the world. This is proven time and again by testimonials from commercial customers who use our products under extremely harsh conditions. After years of reliable use, they come back for another Shindaiwa. Why? Because of the consistent quality and dependability they have come to expect.

Shindaiwa only builds equipment to one standard – professional. We manufacture products to suit the environment and the applications they will be used in. Each piece of equipment is as durable as we can make it. Our inhouse fabrication and special purpose powder coating facility ensures both enhanced aesthetics and great durability in the harsh outdoors. We test our products in punishing conditions to ensure that they are capable of whatever you demand from them. So even if you don't use Shindaiwa equipment professionally, the products you buy are already being used by people who do.

The Shindaiwa logo features the brand name in a bold, black, sans-serif font. Two red dots are positioned above the 'i' and 'a' in 'Shindaiwa', and a registered trademark symbol (®) is located to the upper right of the 'a'.

## Shindaiwa Generators - the perfect partner for commercial and industrial applications

Reliable, quiet, consistent power from one of the best-known names in the business. Designed and Manufactured in Japan with the latest technology. Built to last and perform in the tough Australian conditions.



## INDUSTRIAL WELDERS AND GENERATORS

Your leading Australian supplier for quality  
Shindaiwa sustainable power products.

The APS logo consists of the letters 'APS' in a large, bold, white, sans-serif font.The Shindaiwa logo features the brand name in a bold, white, sans-serif font, with 'AUSTRALIAN SUPPLIER' written in a smaller font below it.

[sales@apspower.com.au](mailto:sales@apspower.com.au)  
[www.apspower.com.au](http://www.apspower.com.au)

Proud member of  
**HRIA**

**\*Please note:** Details, including technical specifications are correct at the time of printing, subject to change without notice. Every reasonable effort has been made to ensure the information in this brochure is accurate. APS accepts no liability or responsibility for any errors or omissions occurring in or from this brochure.